

# SELF CHECKOUT

Now you can check-out library materials yourself using the CLEVNET app on your smartphone! This contact-free option is now available at Kinsman Free Public Library!

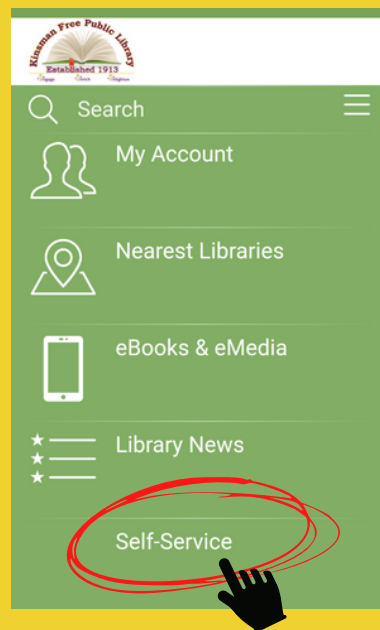
1

Find an item you would like to check-out, then open the **CLEVNET** app on your smartphone



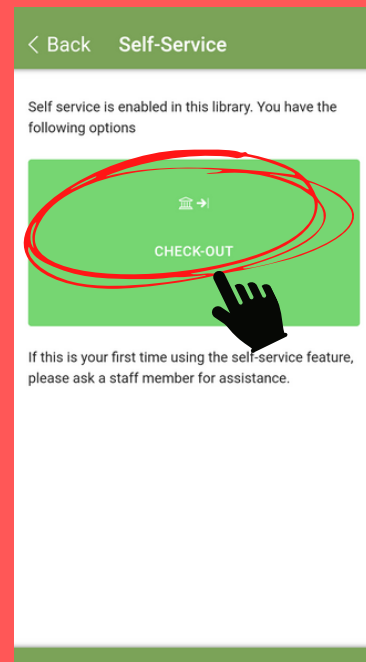
2

Find the **Self-Service** tab within the app and tap it




3

Tap > **Check-Out**




4

Scan the barcode found on the library item using your smartphone's camera



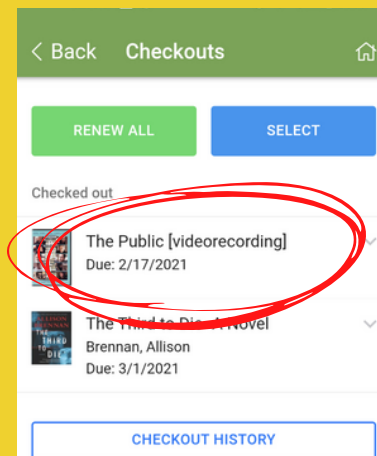
5

Tap **Finish** when you are done scanning



6

You can confirm that the item was successfully checked-out on the **Checkouts** page in the app



The CLEVNET app is available to download for free on Apple and Android devices.

